

In Depth

October 2016

Hans Evers, Corydoras Special Event

Breeding Mystery Snails

Hobby History: William T. Innes

Calendar of Coming Events

and so much more!



Hans Evers, expert and editor of Amazonas magazine, is speaking on Corydoras at Holiday Inn on October 11. Don't miss it!



Aspidoras species. Photo by Ann Whitman

In Depth

published by The Tropical Fish Club of Burlington

Established February 1989



We meet on the second Thursday of each month, September through June, at 6:30 PM at the VFW Hall, 73 Pearl St, Essex Junction, VT.

Our membership consists of adults, children and teens. Many members are very experienced and have been keeping fish for years, and others are just getting started. People of all ages and experience levels are always welcome. Meet and learn from those who share your interests!

Officers

President: David Banks dbanks@together.net
 Vice president: Brian Candib Bcandib@comcast.net
 Treasurer: Janine Banks dbanks@together.net
 Secretary: Ann Whitman awhitman@madriver.com

Board of Directors

Ira Gardner-Morse thepotoo@gmail.com
 Richard Maxwell aquarius.wolverine@yahoo.com
 Pam Crossett pamc.vt@gmail.com
 Dwight Moody DwightDMoody@yahoo.com

Committees

In Depth Editor: Ann Whitman
 Membership: Andrew Grasso
 Breeder Awards Program: open
 Bowl Show: Richard Maxwell
 Newsletter Exchanges: Andrew Bessy
brewingman@comcast.net
 Publicity: open
 Librarian: David Banks
 Web page: Dan Gwozdz
 NEC Delegate: David Banks

Tropical Fish Club of Burlington

315 US Route 2
 Grand Isle, VT 05458
 802-372-8716

www.tfcg.org

Contents September 2016

From the President , by David Banks	3
Editorial , by Ann Whitman	4
Speaker of the Month	5
Hans Evers, Corydoras special event	
TFCB Meetings and Events , by Ann Whitman	6
Calendar of Events	8
Hobby History: Exotic Aquarium Fishes , William T. Innes, by David Banks	10
Breeding Mystery Snails , by Ann Whitman	13

Material within may be reprinted only if credited to the author and to *In Depth*. Two copies of the publication in which our material appears must be sent to the above address. Opinions expressed in *In Depth* are each author's, and not necessarily those of The Tropical Fish Club of Burlington.

"Wow!"




CORAL
 Volume 12, Number 5
 Sept/Oct 2015

AMAZONAS
 Volume 4, Number 5
 Sept/Oct 2015

Subscribe
TODAY!

To order, go to:
www.CoralMagazine.com
www.AmazonasMagazine.com

Don't miss a single issue!

From the President

by David L Banks, Jr



TFCB will be having a special meeting Tuesday, Oct 11th, in place of our regularly scheduled October meeting. We are pleased to have Hans-Georg Evers speaking right here at our club meeting. It will be held at the Holiday Inn on Williston Rd in South Burlington, right off exit 14E. I can't explain to you how excited I am to have Hans here to speak, he is one of the most energetic, enthusiastic, fun and knowledgeable speaker I have ever seen.

He will share his experiences with *Corydoras* catfish in his program "Stories from a Tropical Living Room, Habitats of *Corydoras* Catfish". He has collected *Corys* in the wild (in fact, he is in Peru right now as I write this), co-authored several books on them, and kept and bred them for many years.

Hans will also speak up in Montreal the following night, Wednesday, Oct. 12. His program in Montreal will deal with one of his other favorite topics, some of the extraordinary plecos that are coming into the hobby. On Thursday, we all travel down to Washington, DC, to the All Aquarium Catfish Convention where Hans will again speak, along with many other great catfish speakers. CatCon is an every other year convention devoted entirely to catfish!

On Sunday, Oct 30th, TFCB will hold its annual all-day fish auction. With many tank-raised fish and live aquarium plants, plus many donations of aquarium related products, it will be a great chance to get something new. Rules and forms are posted on the [web site](#).

At our September meeting, we held our first bowl show of the year, with five entries. Ann Whitman won the \$20 first place with her very nice and active goldfish. We will also have a bowl show at our October auction. All entries will be Open Class. It will be judged professionally and also by People's Choice. The professionally judged entries will be awarded 1st prize of \$50, 2nd prize of \$25 and 3rd prize of \$10. The People's Choice 1st place award will be \$25. No other awards will be given.

Please check the NEC calendar on page X of this newsletter for sister club events, as there is an event most weekends in the fall. I would like to highlight a couple of events. First is the Aquatic Experience being held in the Chicago area, Nov 6-8. Boasting many top speakers and a very large show floor with a nice mix of vendors and manufacturers displaying their items, makes this a unique and huge event. This show includes both marine and freshwater sides of the hobby and has something for everyone, and lots of it. There are also three competitive events this year; a cichlid show, the first international shrimp show and an expanded aquascaping contest. This will be the third year Janine and I have attended. Joan Snider and Ann Whitman attended last year. The organizers are looking for more volunteers, so if you have any questions, please ask us about it.

The other event I want to highlight is the Boston Aquarium Society 100th anniversary celebration. They will hold a show, auction and show five video presentations. It's happening on the same weekend as AE, Nov 5-6, in Beverly, MA. If you can't be at AE, consider going to help BAS celebrate this major milestone!

David

Editorial

Lessons from the Summer Ponds

By Ann Whitman



I'm reminded that water gardening is really the same as flower and vegetable gardening. You win some and you lose some. Next year, you try again. I had more tubs, plants and fish outside this summer than ever before. I got inspired to expand my seasonal fish room after attending Ted Coletti's [Northeast Fish Tub & Water Garden Study Group](#) meeting and plant auction at NEC last March. I had also ordered a nice selection of waterlilies and lotus for our club members, which meant I needed more room to grow them. We traveled quite a bit this summer, so I thought putting fish out in the tubs would be a lower maintenance solution for our fish sitter.

The results of my summer tub expansion were mixed. The waterlilies and lotuses bloomed nicely, the azolla, water hyacinth and water lettuce covered the tubs. The goldfish thrived, as did the Corydoras and kyathit danios. Other fish didn't fare so well. Dragonfly larvae wiped out a group of juvenile *Pelvicachromis teneatus* and about 50 young bushynose plecos. Other fish simply disappeared; adult green tiger barbs, an angelfish, and school of checkerboard barbs among them. I even lost my year-old daphnia culture when a mouse fell into the jar and polluted the water. Dang.

The worst losses to bear, though, were due to my own misjudgement. The long, unusually hot summer and early September lulled me into complacency and I felt no sense of urgency to get my tubs shut down and fish back inside. Big mistake. Night temperatures suddenly plunged into the low 40s one night and I wasn't paying attention. By morning, the smaller 30-gallon tubs had also dropped into the 55-degree range and my beautiful school of clown rasboras and several *Cryptoheros nanoluteus* were dead. The Corydoras in a 50-gallon tub were barely alive and laying on their sides, but all survived. I haven't felt so guilty and terrible in a long time. Hard lesson.

I'd really hoped for some spawning activity and fry in the tubs this summer, but none of the fish I put outside cooperated. It's the first time in several years that I've had a total failure in tub breeding. I don't know why this year was different, but I'll try again next season.

With the changing seasons and my attention refocused indoors, I'm getting excited about my fishroom again. The *Cryptoheros chetumalensis* have finally spawned, the Ivanacaras are pairing off, as are the surviving *C. nanoluteus*. I've got a thriving new hatch of Featherfin Pearl Killifish (*Simpsonichthys constanciae*) and plan to set up the kyathit danios and Sunset tetras for spawning, too. I've left a few tanks open, though. With all the fish auctions this fall, I'm bound to need the space.

Ann

Clown Rasboras (*Rasbora kalochroma*),
native to Malay Peninsula and Indonesia.
photo by Ann Whitman



Speaker of the Month

TROPICAL FISH CLUB OF BURLINGTON

PRESENTS



Hans Evers

“Stories from a
Tropical Living Room”
Habitats of Corydoras Catfish

Tuesday Oct 11, 2016
6:30PM

Free admission & door prizes plus an auction



Holiday Inn
1068 Williston Rd
S. Burlington



For more information

David & Janine 372-8716 dbanks@together.net
Ann Whitman 434-3294 awhitman@madriver.com
Brian Candib 864-0746 BCandib@comcast.net

www.tfcg.org

Hans is a worldwide expert of catfish and will be visiting Vermont from Germany. He is the editor of Amazonas magazine, co-authored on several books on catfish and has explored and collected fish in South America and throughout Asia, including Papua New Guinea and Indonesia. Join us for this unique opportunity.


Club Meetings and Events

by Ann Whitman

We started off the 2016-2017 club meeting season with announcements of coming events, and sharing our summer experiences. David, our club's philatelist, spoke about the Pets stamps that the USPS released on August 2, 2016. David purchased some of these sets and ordered a limited number of First Day Covers of the betta and goldfish stamps. Some of these will be offered for sale at the October auction.

Club member, Livy Strong, gave an excellent presentation on the Galapagos Islands. She and a friend flew into Ecuador, then took an guided tour cruise among the Islands where they saw a wide range of wildlife on land, sea and air. Livy shared her excellent slides and stories about all they saw and experienced, as well as tips for others who may want to visit this unique place. The meeting was well attended and we had half a dozen students from St. Michael's College join us, specifically for the Galapagos presentation.

At the end of the meeting, David announced the results of the September bowl show. Several members brought entries, including guppies, bettas and a fantail gold fish. The goldfish, owned by Ann Whitman, won first place in the people's choice vote. The next bowl show will take place at the fall auction on Sunday, October 30.



We had lots of items for the meeting auction and Ira served as auctioneer. Members traded a large and varied selection of plants, fish and invertebrates, including CARES species, shrimp, native water plants and the results of some summer spawns.

Our next meeting is on Tuesday night, October 11, and will be at the Holiday Inn for a special event. See [page 5](#) for more details.



TROPICAL FISH CLUB OF BURLINGTON



Giant Auction

Fish, Plants, New and Used
Equipment, Fish Foods, etc

Sunday Oct 30, 2016
12 noon



Holiday Inn
1068 Williston Rd
S. Burlington



For more information

David & Janine 372-8716 dbanks@together.net
Ann Whitman 434-3294 awhitman@madriver.com
Brian Candib 864-0746 BCandib@comcast.net

www.tfcg.org

It's Fall Auction Season!



CALENDAR OF COMING EVENTS

Oct 9	North Jersey Aquarium Society Fall Auction
Oct 11	TFCB meeting , Hans-Georg Evers speaker, Holiday Inn, So. Burlington, VT
Oct 13 - 16	All Aquarium Catfish Convention (CatCon), Hyatt Dulles, Herndon, VA
Oct 14	Brooklyn Aquarium Society Giant Fall Auction, NY Aquarium Education Hall
Oct 23	New England Cichlid Association Fall Auction , Windsor Locks, CT
Oct 30	TFCB Annual Auction , Holiday Inn, So. Burlington, VT
Nov 4 - 6	Aquatic Experience , Schaumburg, IL
Nov 5 - 6	Boston Aquarium Society 100th Anniversary show and auction
Nov 6	Jersey Shore Aquarium Society , Fall Auction, Manasquan, NJ
Nov 17	TFCB meeting , 6:30, VFW, Essex Jct, VT
Jan 15, 2017	Danbury Area Aquarium Society , Auction, Carmel, NY
March 10 - 12	NEC 42nd Annual Convention , Rocky Hill, CT
March 25	New Hampshire Aquarium Society , Annual Auction, location TBA



Female *Pelvicachromis taeniatus* Lokunje in breeding color. Photo by Ann Whitman

NorthEast Council of Aquarium Societies 42nd Annual Convention

March 10-12 Rocky Hill, CT

THE FAMOUS ALL-SPECIES EDUCATIONAL & SOCIAL WEEKEND FOR ALL HOBBYISTS!

9
SPEAKERS!

19
PROGRAMS!



Bill Allen
Louisiana



Ted Coletti
New Jersey



Mark Denaro
Pennsylvania



Steve Edie
Missouri



Gerald Griffin
Oklahoma



Ruben Lugo
New York



Tony Orso
New Jersey



Karen Pattist
Connecticut



Greg Steeves
Texas

ALL-DAY SUNDAY AUCTION!
Hundreds of fish, inverts, plants, & dry goods
WEEKEND CONSERVATION SILENT AUCTION!
VENDOR & MANUFACTURER HALL!
fish, plants, equipment, & hardscape
NIGHTLY HOSPITALITY ROOM!
CHEF PREPARED BUFFET MEALS!
RAFFLES! PRIZES! FREE SAMPLES!

4 SPECIALTY CLUB MEETINGS/AUCTIONS!

Open to ALL registered attendees



NORTHEAST LIVEBEARER ASSOCIATION!
AMERICAN LABRYNTH FISH ASSOCIATION!
SOUTHERN NEW ENGLAND KILLIFISH ASSOCIATION!
NORTHEAST FISH TUB & WATER GARDEN STUDY GROUP!

AREA ATTRACTIONS: Dinosaur Tracks State Park, Mark Twain House, Wadsworth Museum



find us on **facebook**

REGISTRATION & SCHEDULE:
www.northeastcouncil.org

BRINGING HOBBYISTS FROM AROUND THE COUNTRY TOGETHER FOR OVER 40 YEARS

Hobby History - #5

Exotic Aquarium Fishes, William T. Innes

By David L Banks Jr



When thinking about important contributions to the aquarium hobby in the United States, you must always include William T. Innes, and his “Exotic Aquarium Fishes” book. First published in 1935, it was the staple for getting information about aquariums for over 30 years, and even today has great information about so many fish. From some of the basics of keeping fish, to tips on breeding so many different species, it is no wonder this book was considered by so many as “the book” on aquarium keeping.

The early editions had great color plates of fish, which were later replaced by black and white ones in the 1960’s as the book was being reprinted by TFH and Metaframe. There were also later reprints in the 1970’s and even 1990’s. With the Internet today, book sales in general have declined, but if you have only one book in your fish library, I would suggest trying to find a copy of “Exotic Aquarium Fishes”. The editions from the 1950’s have all of the color plates, and expanded information, and are probably easier to find than early editions.


Innes also published “The Aquarium” magazine starting in 1932. The February 1954 issue includes a great write up, [Fifty Years of Devotion to the Aquarium Hobby](#), by George S. Meyers about Innes and his dedication to the hobby and sharing of information thru his books and magazines. Innes celebrated his 80th birthday the month that article was published and he was still very involved in day-to-day operations!

In January of 2011, another article, [William T. Innes: The Aquarium Life](#), was written about Innes by his grandson in Aquarium Fish International magazine. There is also a bonus section with additional photos [here from that article](#). I have posted on the TFCB web page copies of both this article as well as the one from 1954 as extras. Just click the article titles above.

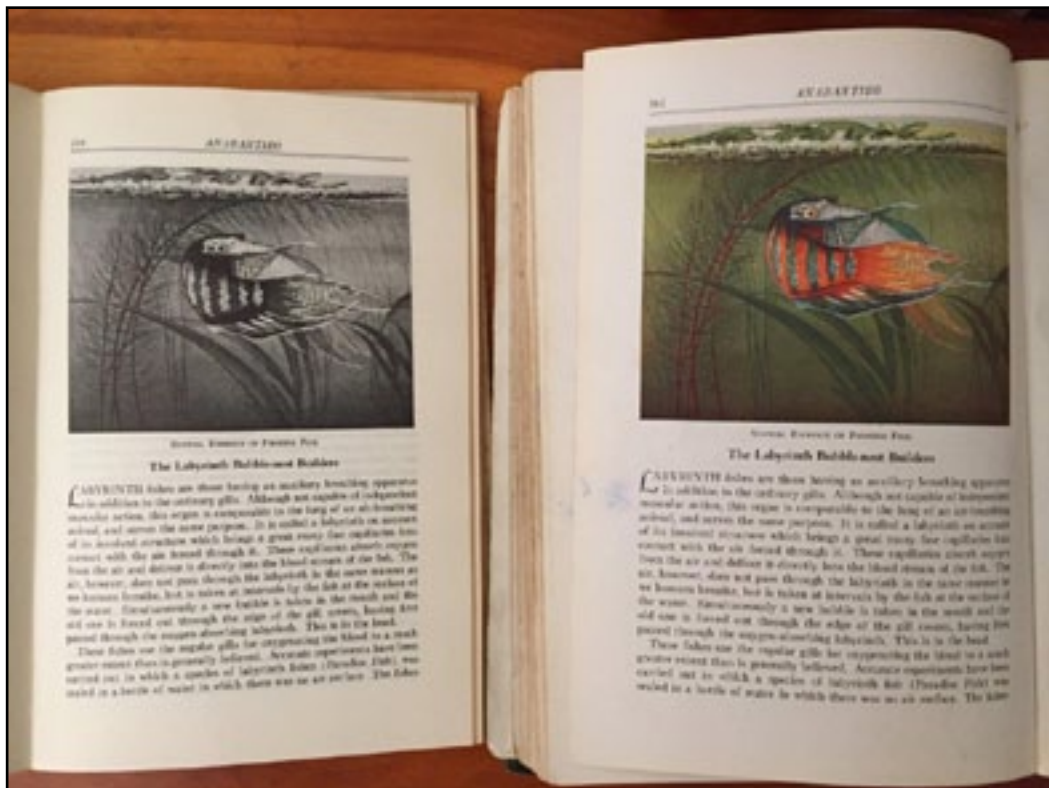
Even if you don’t read the published articles about Innes, I strongly recommend getting a copy of “Exotic Aquarium Fishes”. The artwork, the information, and the history are all worthy of your time!



The classic Innes book, Exotic Aquarium Fishes, was the standard reference for generations of hobbyists. The cover of the 1935 edition and title page with color plate by the author.



Editions of Exotic Aquarium Fishes published in the 1960's had fewer color plates, but some updated information. It remained one of the most important sources of information for hobbyists.



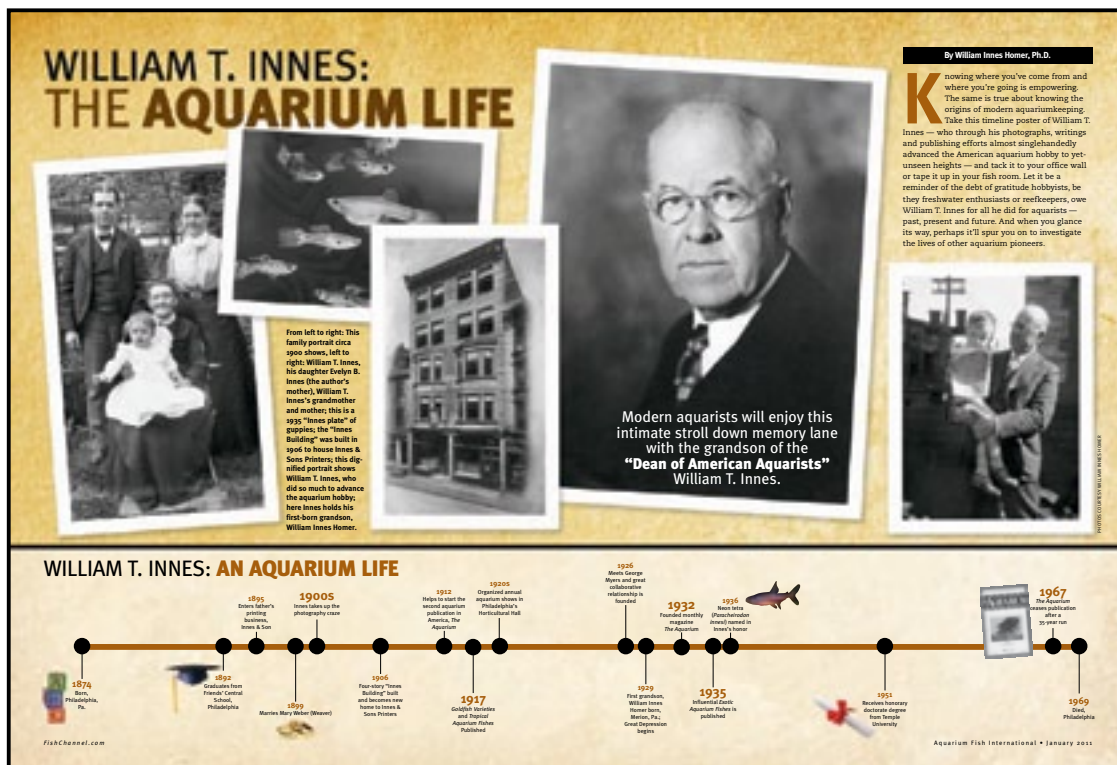
Compare the 1960's black and white version on the left with the original colorized image in the 1935 edition. The older versions had glossy pages and more color plates.



First issue of the long-running Innes magazine.



From an article published in the February 1954 issue of The Aquarium magazine.



From an article published in Aquarium Fish International magazine in January 2011.

Breeding Mystery Snails

by Ann Whitman

It's been decades since I tried keeping mystery snails, so I was intrigued when I saw a nice selection of them at the NEC conference last spring. The seller had snails with white bodies and golden shells, brown shells with black bodies, and brown shells with white bodies. Some were striped, too. It was too hard to decide, so I got a few of each. At about a dollar each, they were probably the best live-animal value in the room!

Housing

When I got them home, I worried about where to house them. I wasn't sure if they would eat plants as some giant ramhorn snails had done. (These turned to be voracious and unwelcome guests.) And I was concerned that many of my fish would find them attractive as food, or at least pester them. One of my fry grow-out tanks seemed to be the answer, so into the rimless Fluval Chi tank they went. They gradually emerged from their shells and oozed serenely around the tank, looking for food and waving their antennae around. Adorable.

Next morning, I counted the snails and found half of them were missing. What!? I found them scattered on the floor nearby, their trapdoors tightly closed. They reemerged when I dropped them back into the water, but a rimless tank was clearly not going to keep them in place. They went to live with a shrimp colony in a black-rimmed, glass-covered tank, instead.


Breeding

On a trip to Mexico last winter, I saw thousands of snail egg clusters above the waterline on mangrove roots as I kayaked in a freshwater lake. With that picture in mind and knowing that mystery-type snails lay eggs above water, I decided to try breeding my own. I dropped the water level in their tank to 2" to 3" below the tank rim. Being summer, the tank was heated only by the ambient air temperature, which ranged through the 70s. They loved "pleco food" like summer squash, cucumber, lettuce and Repashy, so I put my Pleco Feeder to good use. The snails and shrimp loved it!

Then, one morning in early September, I noticed two egg clusters just below the rim of the tank. The freshly laid eggs were moist and very pale creamy pink and the clusters were about an inch long. Curious



Golden Mystery snail, also known as an Apple snail.




Mystery snails have a shell door that they can close to protect themselves. Note the pitted shell, which is due to acidic aquarium water.



Newly laid eggs (left) are pinkish and translucent. After a day or less, the egg clusters darken (right). Note the high humidity, which keeps the eggs moist and eases their hatching.

about hatching time, I did some research. Google quickly led me to an excellent site, applesnail.net, that's devoted to these popular invertebrates. The site is loaded with deep and thorough, but easy-to-read information. Turns out that there are a number of mystery or apple snail species available in the pet trade. Mine are the common *Pomacea diffusa*. Depending on temperature, I could expect hatching to begin within 2 to 3 weeks.

Dozens of tiny baby snails began to emerge 12 days later and immediately headed down to the water. They were about 1 mm in diameter upon hatching and eat the same food as the parents. So far, the painted shrimp haven't bothered them and they seem to be grazing on every surface. Neat! With luck and good food and water quality, I hope to have enough mystery snails to share.



The eggs began to hatch about 12 days after being laid. Note the small, 1 mm golden babies heading into the water.

